



# Sheringham Shoal and Dudgeon Offshore Wind Farm Extension Projects

## Sandwich Tern Compensation - Loch Ryan Inland Pool Site Location and Concept Design Figures

### Revision A

Request for Information

December 2023

Document Reference: 23.3

Title:	
<b>Sheringham Shoal and Dudgeon Offshore Wind Farm Extension Projects Examination submission Sandwich Tern Compensation - Loch Ryan Inland Pool Site Location and Concept Design Figures</b>	
PINS document no.: 23.3	
Document no.: C282-RH-Z-GA-00329	
Date:	Classification
<b>December 2023</b>	<b>Final</b>
Prepared by:	
<b>Royal HaskoningDHV</b>	
Approved by:	Date:
<b>Felix Cryer, Equinor</b>	December 2023



Copyright Reserved  
The Contractor shall verify and be responsible for all dimensions. DO NOT scale the drawing - any errors or omissions shall be reported to Stantec without delay.  
The Copyrights to all designs and drawings are the property of Stantec. Reproduction or use for any purpose other than that authorized by Stantec is forbidden.

Notes  
UTILITIES NOTE: The position of any existing public or private sewers, utility services, plant or apparatus shown on this drawing is believed to be correct, but no warranty to this is expressed or implied. Other such plant or apparatus may also be present but not shown. The Contractor is therefore advised to undertake their own investigation where the presence of any existing sewers, services, plant or apparatus may affect their operations.

- KEY:
- POOL AREA WITH ISLANDS
  - RAISED AND LEVELED FIELD WITH SPOIL
  - SPOIL DEPOSIT AREA
  - PROPOSED CONSTRUCTION COMPOUND
  - RED LINE BOUNDARY
  - PREDATOR PROOF FENCE
  - PROPOSED CONTOUR LINES
  - INLET AND OUTLET PIPES

SA	SA	NM	2023.09.20
Dwn.	Dsgn.	Chkd.	YYYY.MM.DD

Issue Status

### FOR INFORMATION

This document is suitable only for the purpose noted above. Use of this document for any other purpose is not permitted.

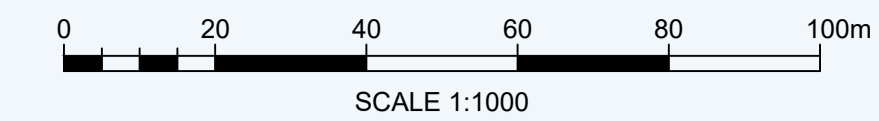

Client/Project Logo

Client/Project  
**EQUINOR**

Title  
**PROPOSED SITE PLAN**

Project No. 300006	Scale 1:2000 @A1
Revision	Drawing No.

Printed: 14/11/2023 11:42:40.0 PM by Andrew Jamieson  
C:\Users\ajamieson\OneDrive\Documents\300006\300006.dwg

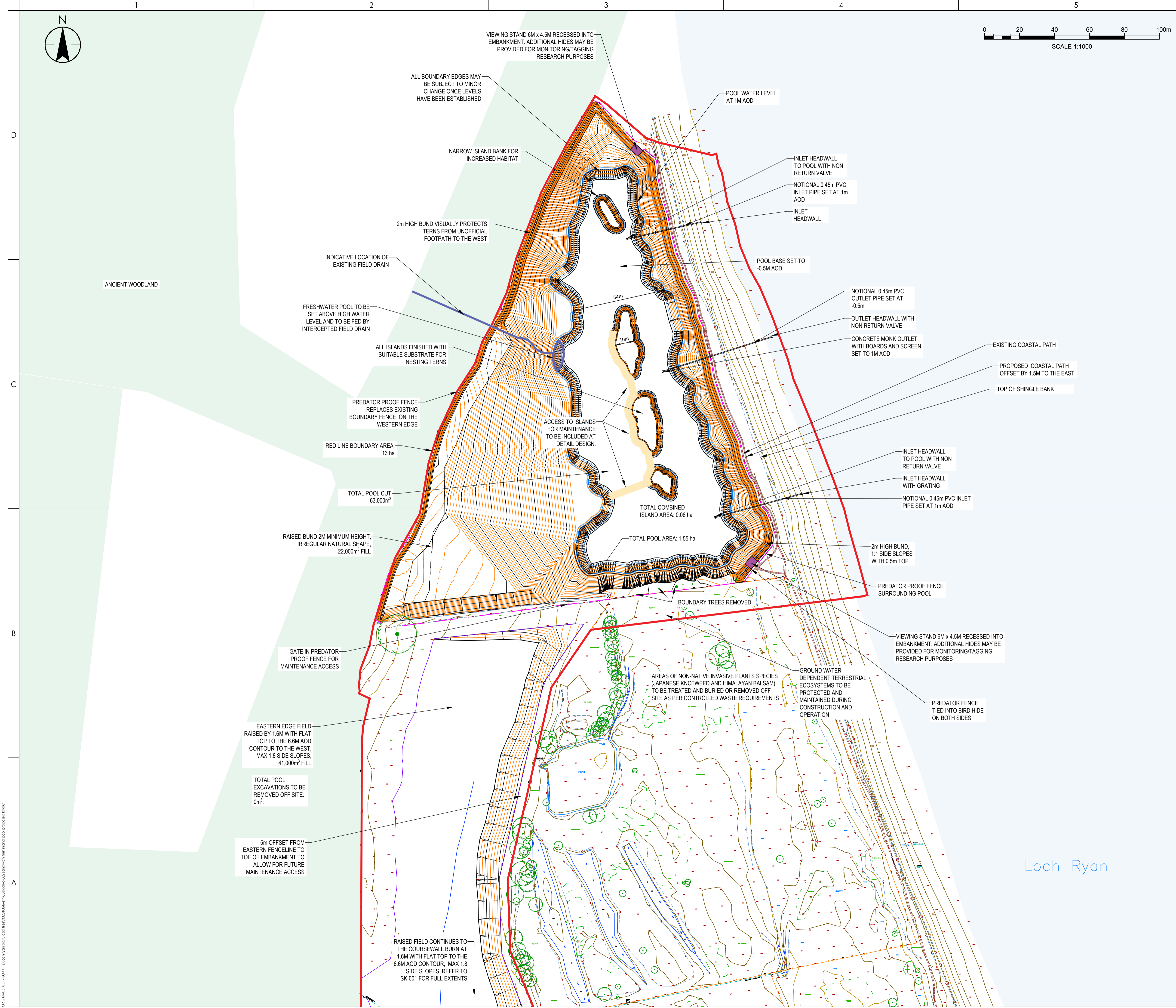


Copyright Reserved

The Contractor shall verify and be responsible for all dimensions. DO NOT scale the drawing  
- any errors or omissions shall be reported to Stantec without delay.  
The Copyrights to all designs and drawings are the property of Stantec. Reproduction or  
use for any purpose other than that authorized by Stantec is forbidden.

### Notes

UTILITIES NOTE: The position of any existing public or private sewers, utility services,  
plant or apparatus shown on this drawing is believed to be correct, but no warranty to this  
is expressed or implied. Other such plant or apparatus may also be present but not  
shown. The Contractor is therefore advised to undertake their own investigation where the  
presence of any existing sewers, services, plant or apparatus may affect their operations.



SA	SA	NM	2023.11.08
Dwn.	Dgn.	Chkd.	YYYY.MM.DD

Issue Status

### FOR INFORMATION

This document is suitable only for the  
purpose noted above.  
Use of this document for any other  
purpose is not permitted.

Client/Project Logo

Client/Project  
EQUINOR

Title  
Sandwich Tern Inland Pool  
Proposed Layout

Project No.  
332010846

Scale  
1:1000 @A1

Revision

Drawing No.

332010846-STN-00-XX-DR-D-002